





Royal Windsor Horseshow 8-12/05/2013

CLT	COMPETITOR	CTRY		A		B		C		TOTAL	
				PNTS	CLT	PNTS	CLT	PNTS	CLT	PNTS	CLT
PONY TEAM											
1	DE BOER Jan	NED		38.78	1	87.86	1	4.02	1	130.66	1
2	BAX Tinne	BEL		53.89	2	92.75	2	6.38	2	153.02	2
3	HOWE Sara	GBR		65.15	9	96.29	3	10.91	3	172.35	3
4	THIRIEZ Olivier	FRA		58.43	5	103.14	4	23.09	7	184.66	4
5	ALLO Mia	BEL		56.64	4	113.45	8	17.87	6	187.96	5
6	ASTEGIANO Laurie	USA		63.23	6	121.28	9	11.62	4	196.13	6
7	ARRIAT Gilles	FRA		67.97	10	111.93	7	23.39	8	203.29	7
8	GRATPANCHE Philippe	FRA		54.46	3	104.53	5	45.79	9	204.78	8
9	POWER Gary	GBR		64.00	8	137.19	10	17.68	5	218.87	9
	VERDRONCKEN Bart	BEL		63.49	7	105.48	6	23.00		191.97	
HORSE PAIR											
1	CAPSTICK Barry	IRL		44.10	2	81.28	2	0.87	1	126.25	1
2	LEYTEN Gerard	NED		47.04	4	84.46	4	6.00	3	137.50	2
3	VERSTAPPEN Harrie	NED		49.86	5	85.69	5	6.00	5	141.55	3
4	LAZAR Vilmos	HUN		39.94	1	81.31	3	21.00	17	142.25	4
5	DUTILLOY François	FRA		60.54	14	78.95	1	6.00	2	145.49	5
6	DE BECK Frederico	POR		52.99	8	87.84	9	9.00	8	149.83	6
7	FREIXA Jose	POR		56.32	9	86.10	6	9.00	10	151.42	7
8	POUVREAU Bernard	FRA		50.62	6	94.42	15	9.00	11	154.04	8
9	GRIMONPREZ Franck	FRA		56.32	9	90.79	10	9.00	9	156.11	9
10	RIBEIRO Eduardo	POR		56.58	11	91.65	11	8.98	7	157.21	10
11	HAGEN-DIJKHUIS Sanny	NED		62.66	15	92.58	13	6.00	6	161.24	11
12	SIMOES Antonio Maria	POR		59.52	13	87.12	7	15.47	12	162.11	12
13		ARG		45.38	3	99.96	16	19.83	16	165.17	13

	VON BUCHHOLTZ Amely											
14	PRIEST Libby	GBR		70.98	22	93.59	14	6.00	4	170.57	14	
15	ZWEEGERS Rob	NED		66.24	20	87.30	8	18.69	15	172.23	15	
16	ATTENBOROUGH Jo	GBR		52.10	7	106.66	20	18.62	14	177.38	16	
17	VERCRUYSSSEN Roger	BEL		62.78	16	100.74	17	18.16	13	181.68	17	
18	MICHELFEIT Josef	AUT		64.26	17	92.56	12	30.86	20	187.68	18	
19	BOTLEY Sue	GBR		65.28	18	101.36	18	30.30	19	196.94	19	
20	BOWMAN Barnaby	GBR		66.11	19	105.00	19	31.03	21	202.14	20	
21	CHRISTENSEN Bjarne Thor	DEN		69.12	21	115.55	21	33.47	22	218.14	21	
	ROHRSEN Folke	IRL		59.07	12	87.63		24.00	18	170.70		
HORSE TEAM												
1	EXELL Boyd	AUS		30.38	1	93.75	2	0.00	1	124.13	1	
2	CHARDON Ysbrand	NED		31.80	2	95.01	3	1.06	2	127.87	2	
3	DE RONDE Koos	NED		40.71	4	87.92	1	3.00	3	131.63	3	
4	TIMMERMAN Theo	NED		40.24	3	101.14	5	9.87	9	151.25	4	
5	SCHNEIDERS Daniel	GER		54.04	8	96.76	4	6.00	7	156.80	5	
6	REAL GARCIA Juan Antonio	ESP		49.09	5	103.66	7	4.42	5	157.17	6	
7	GEERTS Glenn	BEL		52.16	7	103.21	6	3.00	4	158.37	7	
8	SCHRIJVERS Gert	BEL		51.80	6	113.45	10	5.75	6	171.00	8	
9	BRASSEUR Felix	BEL		59.18	10	113.62	11	12.33	10	185.13	9	
10	LANE Dick	GBR		64.13	14	123.55	15	6.86	8	194.54	10	
11	VOGEL François	FRA		63.37	13	114.58	12	17.05	12	195.00	11	
12	HUNT-FRITH Georgina	GBR		57.11	9	109.48	8	33.27	17	199.86	12	
13	BOWMAN George	GBR		65.49	15	121.56	14	14.31	11	201.36	13	
14	SPEK Edwin	NED		71.04	16	117.12	13	23.18	13	211.34	14	
15	STUYCK Sven	BEL		79.83	17	112.87	9	32.98	16	225.68	15	
16	COLMAN MENA Ernesto	URU		61.71	11	134.56	16	38.07	18	234.34	16	
17	HORDE Anthony	FRA		84.55	18	145.03	17	24.75	15	254.33	17	

											
	JUNG Pierre	FRA		0.00		150.98	19	23.98	14	174.96	
Driving Program Copyright by Philippe Liénart (Belgium)											