







## Résultats Finaux

CLASS	EQUIPE	NOM	A	B	C	POINTS	CLASS
1	 <b>NED</b>	NETHERLANDS	<b>92.42</b>	<b>163.20</b>	<b>6.00</b>	<b>261.62</b>	<b>1</b>
		38 *ENGBERS TOM	49.28	78.69	3.00		
		39 *LEIJTEN GERARD	43.14	( 89.94)	3.00		
		41 *VERSTAPPEN HARRY	( 55.42)	84.51	( 13.15)		
2	 <b>GER</b>	GERMANY	<b>84.09</b>	<b>177.44</b>	<b>3.41</b>	<b>264.94</b>	<b>2</b>
		26 *BURGRAF REINHARD	( 52.48)	( 89.64)	( 9.69)		
		27 *DIENER CAROLA	35.58	88.26	1.94		
		29 *WARNECK SEBASTIAN	48.51	89.18	1.47		
3	 <b>FRA</b>	FRANCE	<b>93.44</b>	<b>174.96</b>	<b>3.00</b>	<b>271.40</b>	<b>3</b>
		63 *CADI VERNA EVE	( 63.87)	90.19	( 13.02)		
		64 *CHOUZENOUX STEPHANE	44.29	84.77	0.00		
		66 *DUTILLOY FRANCOIS	49.15	( 90.80)	3.00		
4	 <b>HUN</b>	HUNGARY	<b>99.59</b>	<b>170.69</b>	<b>3.00</b>	<b>273.28</b>	<b>4</b>
		30 *SELYBEN ZSOLT	51.97	( 89.17)	( 3.04)		
		31 *LAZAR VILMOS	47.62	87.38	0.00		
		33 *NAGY JR TIBOR	( 53.12)	83.31	3.00		
5	 <b>AUT</b>	AUSTRIA	<b>97.28</b>	<b>177.33</b>	<b>8.97</b>	<b>283.58</b>	<b>5</b>
		3 *MOSER GEORG	40.19	(112.67)	2.97		
		4 *WEBER ISIDOR	( 58.37)	90.27	6.00		
		6 *POINTL RAINER	57.09	87.06	( 12.55)		
6	 <b>POL</b>	POLAND	<b>107.91</b>	<b>186.44</b>	<b>7.06</b>	<b>301.41</b>	<b>6</b>
		42 *KOSTRZEWA ADRIAN	52.10	93.27	3.00		
		43 *KOZLOWSKI JACEK	( 70.02)	93.17	( 14.29)		
		44 *BOGACZ SEBASTIAN	55.81	( 96.48)	4.06		
7	 <b>SUI</b>	SWITZERLAND	<b>91.77</b>	<b>197.07</b>	<b>21.36</b>	<b>310.20</b>	<b>7</b>
		53 *KNUSEL FRANZ	( 63.62)	(EL)	(-)		
		54 *MEIER BRUNO	55.55	94.38	6.39		
		55 *SCHENK BEAT	36.22	102.69	14.97		
8	 <b>GBR</b>	GREAT BRITAIN	<b>104.71</b>	<b>180.49</b>	<b>29.30</b>	<b>314.50</b>	<b>8</b>
		22 *PENDLEBURY FRED	57.09	95.73	12.44		
		23 *MATTHEWS DAVID	47.62	84.76	16.86		
		24 *BROWN GEOFF	( 71.55)	( 91.41)	(EL)		
9	 <b>ROM</b>	ROMANIA	<b>117.50</b>	<b>182.19</b>	<b>18.61</b>	<b>318.30</b>	<b>9</b>
		48 *BAJKO TIBOR	( 72.06)	91.97	12.61		
		49 *PAL ATTILA	63.10	90.22	6.00		
		50 *RAKOCZI GERGO	54.40	( 99.76)	( 14.34)		
10	 <b>USA</b>	UNITED STATES OF AMERICA	<b>102.91</b>	<b>205.49</b>	<b>15.66</b>	<b>324.06</b>	<b>10</b>
		60 *DANCER KATHRIN	58.88	98.23	9.66		
		61 *WRIGLEY-MILLER MISDEE	( 52.86)	( 92.30)	(EL)		
		62 *YODER JOE	44.03	107.26	6.00		
11	 <b>CZE</b>	CZECH REPUBLIC	<b>122.88</b>	<b>182.15</b>	<b>19.61</b>	<b>324.64</b>	<b>11</b>
		10 *GOSSL Martin	62.21	89.76	( 18.00)		
		11 *NESVACIL JR JIRI	60.67	92.39	4.48		
		12 *NESVACIL RADEK	( 64.00)	(103.27)	15.13		
12	 <b>SVK</b>	SLOVAKIA	<b>124.68</b>	<b>187.03</b>	<b>13.40</b>	<b>325.11</b>	<b>12</b>
		56 *HROUDA JOSEF	64.26	97.63	6.39		
		57 *MATUSKA MIROSLAV	60.42	89.40	7.01		
		58 *ZAKRSMID MARTIN	( 77.06)	(100.09)	( 28.24)		
13	 <b>POR</b>	PORTUGAL	<b>109.05</b>	<b>197.07</b>	<b>19.25</b>	<b>325.37</b>	<b>13</b>
		45 *BECK CHRISTOPHER	( 61.95)	(125.87)	( 34.41)		
		46 *BECK FREDERICO	54.78	84.66	3.84		
		47 *SIMOES ANTONIO	54.27	112.41	15.41		
14	 <b>ESP</b>	SPAIN	<b>110.20</b>	<b>190.89</b>	<b>41.73</b>	<b>342.82</b>	<b>14</b>
		19 *GUTIERREZ MIGUEL	53.50	(157.74)	14.82		
		20 *GUTIERREZ DANIEL	( 61.31)	105.98	( 28.48)		
		21 *MONER PAGES DAVID	56.70	84.91	26.91		



## Résultats Finaux

CLASS	EQUIPE	NOM	A	B	C	POINTS	CLASS
15	 IRL	IRELAND	<b>107.52</b>	<b>208.51</b>	<b>45.18</b>	<b>361.21</b>	<b>15</b>
		34 *ROHRSSSEN ANNIKA	61.06	120.05	35.93		
		35 *CAPSTICK BARRY	46.46	88.46	9.25		
16	 DEN	DENMARK	<b>127.36</b>	<b>219.96</b>	<b>40.27</b>	<b>387.59</b>	<b>16</b>
		15 *KLINDT KURT	63.74	96.55	6.21		
		16 *CHRISTENSEN BJARNE THOR	63.62	(132.39)	34.06		
		17 *JESPERSEN PETER CHR.	( 73.22)	123.41	( 34.94)		
17	 CRO	CROATIA	<b>141.83</b>	<b>236.08</b>	<b>37.05</b>	<b>414.96</b>	<b>17</b>
		8 *ZIRN JOSIP	68.10	126.22	20.46		
		9 *MEDVIDOVIC ANTUN	73.73	109.86	16.59		
	 SLO	SLOVENIA			<b>0.00</b>		
		51 *TAVCAR MIHA	69.89	87.95	17.27		
		52 *MAHORCIC MITJA	( 82.56)	(-)	(-)		

©Driving Program by Philippe Liénart (BEL) - philippe@lienart.com

## RESULTATS OFFICIELS 15:15

Signature du Président du Jury