










Lexington 6-10/10/2010



Final Results

RANKING	TEAM	NAME	A	B	C	POINTS	RANKING
1	 NED	NETHERLANDS	76.16	197.61	6.00	279.77	1
		9 *CHARDON Ijsbrand	35.97	96.27	3.00		
		10 *DE RONDE Koos	(52.22)	101.34	3.00		
2	 USA	UNITED STATES OF AMERICA	76.16	224.76	0.00	300.92	2
		17 *FAIRCLOUGH James	(51.97)	117.89	0.00		
		18 *JOHNSON Tucker S.	40.19	106.87	(3.00)		
3	 GER	GERMANY	98.44	216.85	6.91	322.20	3
		6 *SANDMANN Christoph	40.58	110.60	0.00		
		7 *VON STEIN Georg	57.86	106.25	6.91		
4	 SUI	SWITZERLAND	109.96	218.22	6.52	334.70	4
		13 *WÜRGLER Daniel	45.06	114.55	0.00		
		14 *ULRICH Werner	64.90	103.67	6.52		
5	 AUS	AUSTRALIA	85.38	226.61	29.55	341.54	5
		1 *EXELL Boyd	30.08	100.44	3.52		
		2 *ROBSON Gavin	55.30	126.17	26.03		
6	 CAN	CANADA	144.26	378.33	84.53	607.12	6
		3 *BILLING Darryl	68.74	203.64	54.26		
		4 *LADEROUTE Deborah	75.52	174.69	30.27		
	 SWE	SWEDEN			0.00		
		15 *ERIKSSON Tomas	(50.30)	(99.52)	(EL)		
		16 *PERSSON Fredrik	53.38	108.04	0.56		

©Driving Program by Philippe Liénart (BEL) - philippe@lienart.com

OFFICIAL RESULTS 13:23

Signature President of the Jury

DATE: 10/10/10

Official data service by SCG - scgvisual.com - Netherlands

PAGE: 1